

Core Bond Fund

Q3 Fact Sheet
Data as of 9/30/2024

Class	A	Investor	Institutional	Founders
Ticker	CMBAX	CMBVX	CMBIX	CMBEX
Gross Expense Ratio	0.95%	0.95%	0.69%	0.55%
Waivers/Reimbursements	-0.04%	-0.19%	-0.18%	-0.19%
Net Expense Ratio	0.91%	0.76%	0.51%	0.36%

Investment objective: To provide total return, comprised of income and capital appreciation.

Philosophy: Management believes outperformance can be achieved via a risk-controlled framework oriented toward downside mitigation and risk-adjusted return.

Investment Strategy: Portfolio themes are implemented primarily via sector allocation, as opposed to active duration and yield curve positioning. Management employs a shorter-term investment horizon of 6-12 months to manage for unexpected periods of volatility. Security selection is governed by predefined risk limits and stop-outs. Sector specialists conduct analysis to select the most attractively-valued securities commensurate with their risks. Risk is budgeted across drivers of total return and frequently reassessed for appropriateness.

Fund Performance

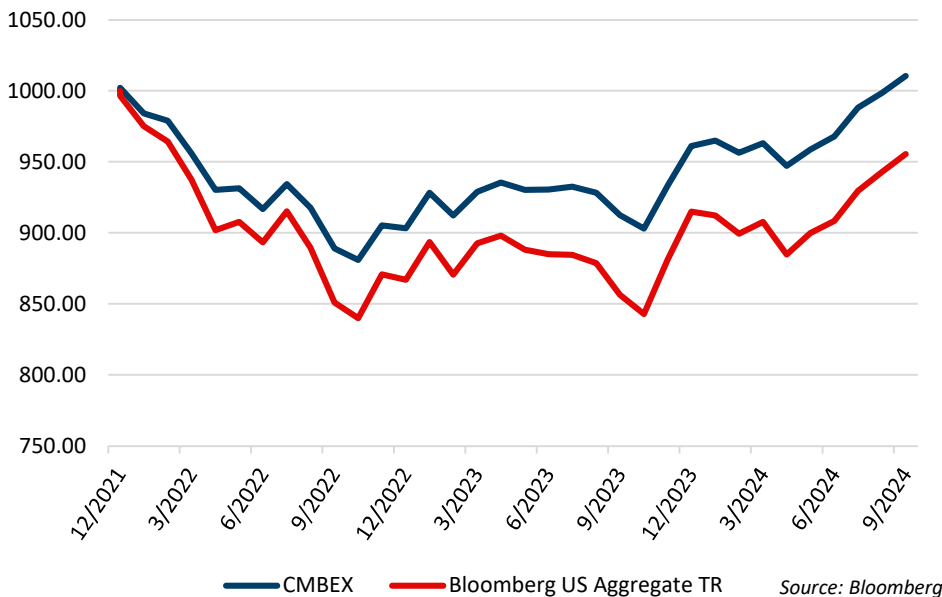


Chart depicts performance of the Founders share class (CMBEX). Refer to prospectus for information regarding the minimums and expense ratios of alternate share classes.

General Information - CMBEX

Inception Date	December 2021
Gross Expense Ratio	0.55%
Waivers/Reimbursements	-0.19%
Net Expense Ratio	0.36%
Fund AUM	\$273mm USD

Company Information

Name	Curasset Capital Management LLC
Location	Newark, NJ, USA
Phone	(862) 335-0333
Email	info@curasset.com
Website	www.curasset.com

Trailing Returns - CMBEX

Returns as of 09/30/24	1m	3m	1yr	3yr	YTD	Since Inception (Annualized)	Since Inception (Cumulative)	Information Ratio (Ann. Since Inception)
Curasset Core Bond Fund	1.20%	4.41%	10.74%	-	5.13%	0.37%	1.05%	0.90
Bloomberg US Aggregate USD TR	1.34%	5.20%	11.57%	-	4.45%	-1.55%	-4.31%	n/a

Performance beginning December 2, 2021. Time periods greater than 1 year are annualized. The information ratio is a measurement of portfolio returns above the returns of the index to the volatility of those returns.

Disclosure

The performance data quoted represents past performance and is no guarantee of future results. Investment return and principal value of an investment will fluctuate so that an investor's shares, when redeemed, may be worth more or less than their original cost. Current performance may be lower or higher than the performance data quoted. For the most recent month-end performance, please call 1-800-673-0550. The Adviser has contractually agreed to reduce fees and/or reimburse certain expenses until January 31, 2025.

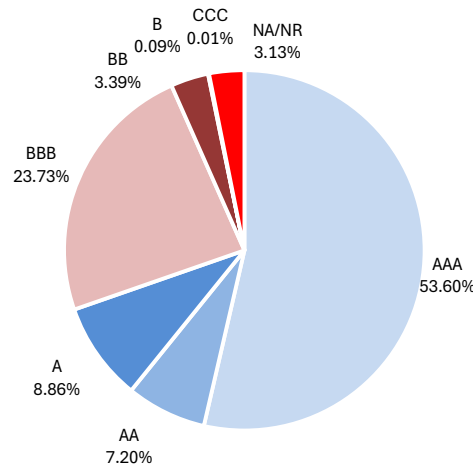
Core Bond Fund

Q3 Fact Sheet
Data as of 9/30/2024

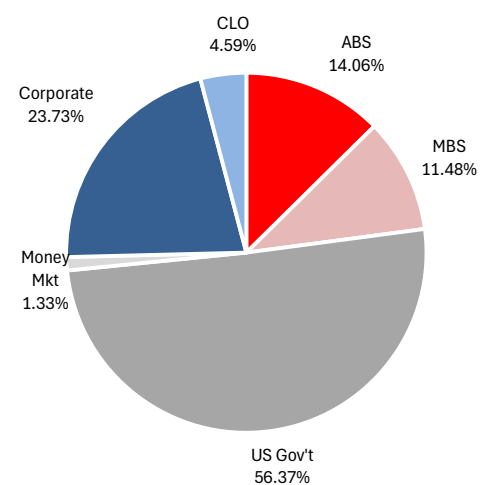
Top 10 Holdings

TREASURY 08/15/2034	3.875%	5.37%
US Treasury 02/15/2034	4.000%	5.29%
US Treasury 02/15/2042	2.375%	4.27%
US Treasury 09/30/2030	4.625%	2.31%
Federated Government Obligations Fund		2.20%
TREASURY 08/31/2026	3.75%	1.85%
Federal Home Loan Bank		1.82%
US Treasury 08/15/2053	4.125%	1.82%
US Treasury 01/31/2029	4.000%	1.76%
US Treasury 02/15/2043	3.875%	1.76%
% of Assets in Top 10 Holdings		28.44%

Credit Rating Notional Allocation (+/-)



Sector Notional Allocation



Team Profile

Peter Strzalkowski serves as CEO and portfolio manager of Curasset Capital Management. From 2009-2020 he was responsible for the performance of core, credit, and limited-term bond strategies at OppenheimerFunds in his role as senior portfolio manager, senior vice president, and co-team leader. Prior to joining the Core Bond Team in 2009, Peter was a portfolio manager on OppenheimerFunds' Cash Strategies team. Peter holds a B.S. in finance from Virginia Commonwealth University. He is a CFA charterholder.

Avinand Jutagir serves as senior portfolio manager for Curasset Capital Management. He is responsible for security selection and allocation decisions. Avinand performed these duties previously at OppenheimerFunds from 2010- 2019, as a member of the Core Bond Team. From 2008 through 2010, Avinand was a consultant with S&P's Global Data Solutions U.S RMBS Edition team. Avinand holds a B.A. in economics from the University of Chicago and an M.B.A. from the Wharton School of the University of Pennsylvania. He is also a CFA charterholder.

Benjamin Rockmuller serves as senior portfolio manager and head of AI strategies for Curasset Capital Management. From 2009 to 2019, Benjamin was responsible for leadership of the Global Multi-Asset Team at OppenheimerFunds, where he developed both strategic and tactical top-down investment selection models. From 2003 to 2009, Benjamin designed and implemented quantitative models for Oppenheimer's Global Debt Team. Benjamin holds a B.B.A. from the University of Massachusetts at Amherst, an M.B.A. from New York University, and is both a CFA charterholder and certified FRM (Financial Risk Manager).

Disclosure

Investors should consider the investment objectives, risks, charges and expenses carefully before investing. For a prospectus with this and other information about the Fund, please call 1-800-673-0550. Read the prospectus or summary prospectus carefully before investing.

The Bloomberg US Aggregate Index is a broad-based flagship benchmark that measures the investment grade, US dollar-denominated, fixed-rate taxable bond market. The index includes Treasuries, government-related and corporate securities, MBS (agency fixed-rate pass-throughs), ABS and CMBS (agency and non-agency). The index is not directly investable. The Curasset Management Core Bond Fund is distributed by Foreside Fund Services, LLC.

Credit Quality

The Fund can invest in securities that are rated or unrated (denoted as NR in the pie chart above). "Investment-grade" securities are those rated within the four highest rating categories by nationally recognized statistical rating organizations such as Moody's Investors Service (Moody's) or S&P Global Ratings (S&P) (or, in the case of unrated securities, determined by the Adviser to be comparable to securities rated investment-grade). "Below-investment-grade" securities are those that are rated below those categories, which are also referred to as "junk bonds." These securities generally exhibit greater credit risk, more price volatility and less liquidity. While securities rated within the fourth highest category by S&P (meaning BBB+, BBB or BBB-) or by Moody's (meaning Baa1, Baa2 or Baa3) are considered "investment grade," they have some speculative characteristics. If two or more nationally recognized statistical rating organizations have assigned different ratings to a security, the Adviser uses the highest rating assigned.

Risk

Mutual funds involve risk including possible loss of principal. There is no assurance that the Fund will achieve its investment objective. Duration risk is the risk that longer-duration debt securities will be more volatile and thus more likely to decline in price, and to a greater extent, in a rising interest rate environment than shorter-duration debt securities. Liquidity risk is the risk the Core Bond Fund may not be able to purchase or sell a security in a timely manner or at desired prices or achieve its desired weightings in a security. Debt securities rated below investment-grade, also known as high-yield or "junk" bonds, generally have greater credit risk, or more price volatility, and less liquidity than investment-grade securities. Foreign securities are subject to special risks. Securities traded in foreign markets may be less liquid and more volatile than those traded in U.S. markets. These risks may be magnified in developing or emerging markets. Derivatives may be more volatile than other types of investments, may require the payment of premiums, may increase portfolio turnover, may be illiquid, and may not perform as expected. Swap agreements are contracts among the Core Bond Fund and a counterparty to exchange the return of the pre-determined underlying investment (such as the rate of return of a specified index). The Core Bond Fund can buy interests in pools of residential or commercial mortgages in the form of "pass-through" mortgage securities. Asset-backed securities are fractional interests in pools of loans, receivables or other assets.