

# Curasset Capital Management Limited Term Income Fund

## Founders Class Shares

TICKER: CMIFX

This semi-annual shareholder report contains important information about the Curasset Capital Management Limited Term Income Fund, Founders Class Shares for the period of October 1, 2025 to March 31, 2026. You can find additional information about the Fund at [www.curassetfunds.com/limited-term-income](http://www.curassetfunds.com/limited-term-income). You can also request this information by contacting us at (800) 673-0550.

### What were the Fund costs for the past year?

(based on a hypothetical \$10,000 investment)

Class Name	Costs of a \$10,000 investment	Costs paid as a percentage of a \$10,000 investment
Founders Class	\$22	0.44% <sup>1</sup>

<sup>1</sup>Annualized.

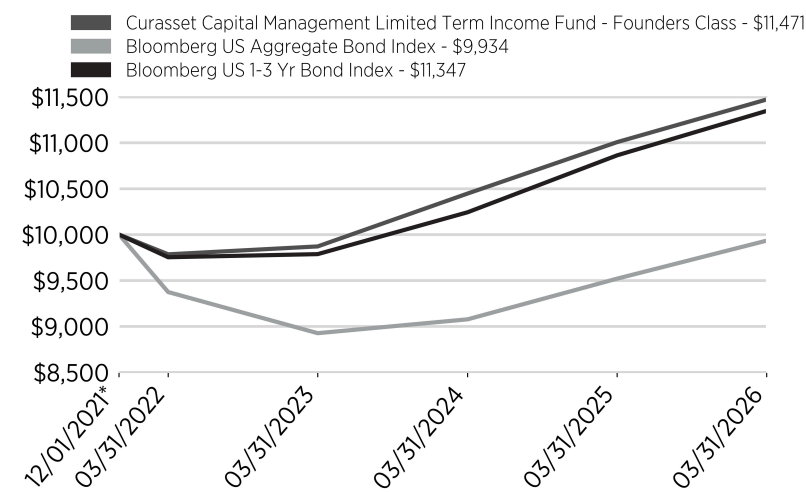
### How did the Fund perform?

For the period of October 1, 2025, to March 31, 2026, the Curasset Capital Management Limited Term Income Fund Founders Class Shares (the "Fund"), returned 1.48%. This performance outperformed that of its broad-based benchmark, the Bloomberg Aggregate Bond Index, which returned 1.05%, and slightly underperformed the return of its secondary index, the Bloomberg US 1-3 Year Bond Index, which returned 1.53%, over the same period.

Out-of-benchmark holdings in Agency credit risk transfer securities and collateralized loan obligations contributed to relative performance. Exclusion of Agency mortgages and yield curve positioning detracted from returns.

### Cumulative Performance

(based on a hypothetical \$10,000 investment)



\*Inception

### Annual Performance

	1 Year	Average Annual Total Return Since Inception
Curasset Capital Management Limited Term Income Fund - Founders Class	4.21%	3.22%
Bloomberg US Aggregate Bond Index	4.35%	-0.15%
Bloomberg US 1-3 Year Bond Index	4.45%	2.96%

The Bloomberg US Aggregate Bond Index is a broad-based flagship benchmark that measures the investment grade, US dollar-denominated, fixed-rate taxable bond market. The index includes treasuries, government-related and corporate securities, MBS, ABS and CMBS.

The Bloomberg US 1-3 Year Bond Index measures the performance of investment-grade, U.S. dollar-denominated, fixed-rate, taxable corporate and government-related debt with maturities of at least one year and less than three years.

Visit [www.curassetfunds.com/limited-term-income](http://www.curassetfunds.com/limited-term-income) for more recent performance information.

*The Fund's past performance is not a good predictor of how the Fund will perform in the future. The graph and table do not reflect the deduction of taxes that a shareholder would pay on Fund distributions or redemption of Fund shares.*

# Key Fund Statistics

(as of March 31, 2026)

Fund Net Assets	\$364,991,059
Number of Holdings	252
Total Net Advisory Fee	\$585,034
Portfolio Turnover Rate	1.76%

## What did the Fund invest in?

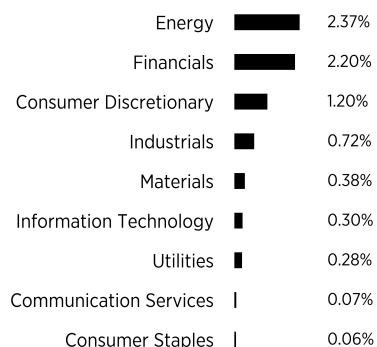
(% of Net Assets as of March 31, 2026)

### Sector Breakdown


#### Asset Backed Bonds



#### Corporate Bonds



### Portfolio Composition



For additional information about the Fund; including its summary prospectus, prospectus, financial information, holdings and proxy information, visit [www.curassetfunds.com/limited-term-income](http://www.curassetfunds.com/limited-term-income).