

Core Bond Fund

Q3 Fact Sheet
Data as of 9/30/2025

**Morningstar
Rating**
3 Year
Overall



3-year overall rating out of 423 Intermediate Core Bond funds based on a Morningstar Risk-Adjusted Return measure that accounts for variation in a fund's monthly excess performance, placing more emphasis on downward variations and rewarding consistent performance as of Aug 31, 2025.*

Class	A	Investor	Institutional	Founders
Ticker	CMBAX	CMBVX	CMBIX	CMBEX
Gross Expense Ratio	0.95%	0.95%	0.69%	0.55%
Waivers/Reimbursements	-0.04%	-0.19%	-0.18%	-0.19%
Net Expense Ratio	0.91%	0.76%	0.51%	0.36%

Investment objective: To provide total return, comprised of income and capital appreciation.

Philosophy: Management believes outperformance can be achieved via a risk-controlled framework oriented toward downside mitigation and risk-adjusted return.

Investment Strategy: Portfolio themes are implemented primarily via sector allocation, as opposed to active duration and yield curve positioning. Management employs a shorter-term investment horizon of 6-12 months to manage for unexpected periods of volatility. Security selection is governed by predefined risk limits and stop-outs. Sector specialists conduct analysis to select the most attractively-valued securities commensurate with their risks. Risk is budgeted across drivers of total return and frequently reassessed for appropriateness.

Fund Performance

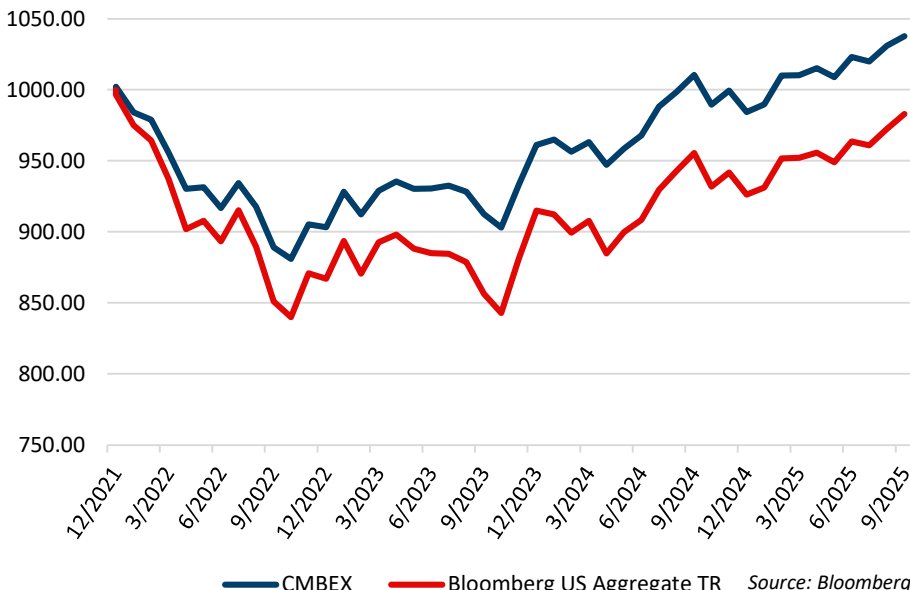


Chart depicts performance of the Founders share class (CMBEX). Refer to prospectus for information regarding the minimums and expense ratios of alternate share classes. Source: Bloomberg

General Information - CMBEX

Inception Date	December 2, 2021
Gross Expense Ratio	0.55%
Waivers/Reimbursements	-0.19%
Net Expense Ratio	0.36%
Fund AUM	\$281mm USD

Company Information

Name	Curasset Capital Management LLC
Location	Newark, NJ, USA
Phone	(862) 335-0333
Email	info@curasset.com
Website	www.curasset.com

Trailing Returns - CMBEX

Returns as of 09/30/25	1m	3m	1yr	3yr	YTD	Since Inception (Annualized)	Since Inception (Cumulative)	Information Ratio (Ann. Since Inception)
Curasset Core Bond Fund	0.68%	1.46%	2.71%	5.29%	5.46%	0.98%	3.79%	0.74
Bloomberg US Aggregate USD TR	1.09%	2.03%	2.88%	4.92%	6.13%	-0.41%	-1.55%	n/a

Performance beginning December 2, 2021. Time periods greater than 1 year are annualized. The information ratio is a measurement of portfolio returns above the returns of the index to the volatility of those returns.

Disclosure

The performance data quoted represents past performance and is no guarantee of future results. Investment return and principal value of an investment will fluctuate so that an investor's shares, when redeemed, may be worth more or less than their original cost. Current performance may be lower or higher than the performance data quoted. For the most recent month-end performance, please call 1-800-673-0550. The Adviser has contractually agreed to reduce fees and/or reimburse certain expenses until January 31, 2026.

*2025 Morningstar, Inc. All Rights Reserved. The information contained herein: (1) is proprietary to Morningstar; (2) may not be copied or distributed; and (3) is not warranted to be accurate, complete or timely. Neither Morningstar nor its content providers are responsible for any damages or losses arising from any use of this information. Past performance is no guarantee of future results.

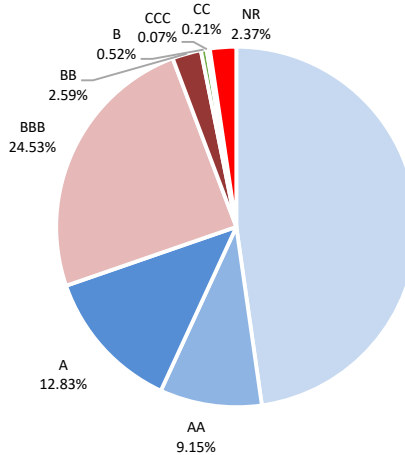
Core Bond Fund

Q3 Fact Sheet
Data as of 9/30/2025

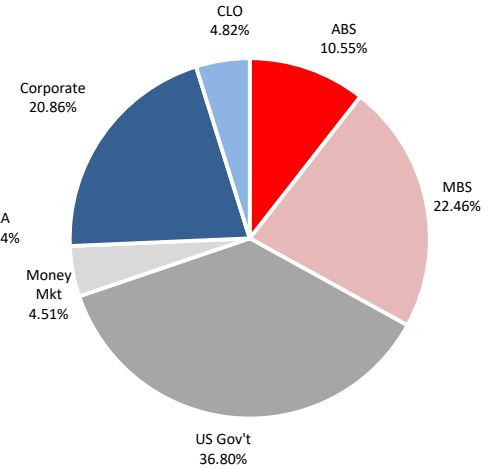
Top 10 Holdings

US Treasury	3.87%
TREASURY 08/15/2034	3.875%
US Treasury N/B 02/29/2032	4.125%
Federated Government Obligations Fund	2.01%
US Treasury N/B 03/31/2032	4.125%
TREASURY 08/31/2026	3.75%
US Treasury 02/15/2034	4.000%
Federal Home Loan Bank	1.75%
US Treasury 01/31/2029	4.000%
US Treasury	1.59%
% of Assets in Top 10 Holdings	22.75%

Credit Rating Allocation (+/-)



Sector Allocation



Disclosure

Investors should consider the investment objectives, risks, charges and expenses carefully before investing. For a prospectus with this and other information about the Fund, please call 1-800-673-0550. Read the prospectus or summary prospectus carefully before investing.

The Bloomberg US Aggregate Index is a broad-based flagship benchmark that measures the investment grade, US dollar-denominated, fixed-rate taxable bond market. The index includes Treasuries, government-related and corporate securities, MBS (agency fixed-rate pass-throughs), ABS and CMBS (agency and non-agency). The index is not directly investable. The Curasset Management Core Bond Fund is distributed by Foreside Fund Services, LLC.

The Morningstar Rating™ for funds, or "star rating", is calculated for managed products (including mutual funds, variable annuity and variable life subaccounts, exchange-traded funds, closed-end funds, and separate accounts) with at least a three-year history. Exchange-traded funds and open-ended mutual funds are considered a single population for comparative purposes. It is calculated based on a Morningstar Risk-Adjusted Return measure that accounts for variation in a managed product's monthly excess performance, placing more emphasis on downward variations and rewarding consistent performance. The Morningstar Rating does not include any adjustment for sales loads. The top 10% of products in each product category receive 5 stars, the next 22.5% receive 4 stars, the next 35% receive 3 stars, the next 22.5% receive 2 stars, and the bottom 10% receive 1 star. The Overall Morningstar Rating™ for a managed product is derived from a weighted average of the performance figures associated with its three-, five-, and 10-year (if applicable) Morningstar Rating™ metrics. The weights are: 100% three-year rating for 36-59 months of total returns, 60% five-year rating/40% three-year rating for 60-119 months of total returns, and 50% 10-year rating/30% five-year rating/20% three-year rating for 120 or more months of total returns. While the 10-year overall star rating formula seems to give the most weight to the 10-year period, the most recent three-year period actually has the greatest impact because it is included in all three rating periods. The Morningstar Rating™ ("star rating") is calculated for funds with at least a three-year history. Exchange-traded and open-end mutual funds are combined into a single population for comparative purposes. It is calculated based on a Morningstar Risk-Adjusted Return measure that accounts for variation in a fund's monthly excess performance, placing more emphasis on downward variations and rewarding consistent performance. The top 10% of funds in each fund category receive 5 stars, the next 22.5% receive 4 stars, the next 35% receive 3 stars, the next 22.5% receive 2 stars, and the bottom 10% receive 1 star. The Overall Morningstar Rating™ is a weighted average of the performance figures associated with a fund's 3-, 5-, and 10-year (if applicable) Morningstar Rating™ metrics. In the Intermediate Core Bond category, Curasset Core Bond Fund was rated 5 out of 5 stars among 423 funds for the 3-year period ending 8/31/2025. Star ratings are relative to a peer group and do not necessarily mean the fund had high or positive total returns. Morningstar updates its star ratings monthly. Past performance does not guarantee future results.

Credit Quality

The Fund can invest in securities that are rated or unrated (denoted as NR in the pie chart above). "Investment-grade" securities are those rated within the four highest rating categories by nationally recognized statistical rating organizations such as Moody's Investors Service (Moody's) or S&P Global Ratings (S&P) (or, in the case of unrated securities, determined by the Adviser to be comparable to securities rated investment-grade). "Below-investment-grade" securities are those that are rated below those categories, which are also referred to as "junk bonds." These securities generally exhibit greater credit risk, more price volatility and less liquidity. While securities rated within the fourth highest category by S&P (meaning BBB+, BBB or BBB-) or by Moody's (meaning Baa1, Baa2 or Baa3) are considered "investment grade," they have some speculative characteristics. If two or more nationally recognized statistical rating organizations have assigned different ratings to a security, the Adviser uses the highest rating assigned.

Risk

Mutual funds involve risk including possible loss of principal. There is no assurance that the Fund will achieve its investment objective. Duration risk is the risk that longer-duration debt securities will be more volatile and thus more likely to decline in price, and to a greater extent, in a rising interest rate environment than shorter-duration debt securities. Liquidity risk is the risk the Core Bond Fund may not be able to purchase or sell a security in a timely manner or at desired prices or achieve its desired weightings in a security. Debt securities rated below investment-grade, also known as high-yield or "junk" bonds, generally have greater credit risk, or more price volatility, and less liquidity than investment-grade securities. Foreign securities are subject to special risks. Securities traded in foreign markets may be less liquid and more volatile than those traded in U.S. markets. These risks may be magnified in developing or emerging markets. Derivatives may be more volatile than other types of investments, may require the payment of premiums, may increase portfolio turnover, may be illiquid, and may not perform as expected. Swap agreements are contracts among the Core Bond Fund and a counterparty to exchange the return of the pre-determined underlying investment (such as the rate of return of a specified index). The Core Bond Fund can buy interests in pools of residential or commercial mortgages in the form of "pass-through" mortgage securities. Asset-backed securities are fractional interests in pools of loans, receivables or other assets.